

**Welcome to**  
**Te Māhuri**

**Whānau Information**  
**Booklet**

Hope



Excellence



Love



Peace



Through our faith we **HELP**  
bring light to the world

# Welcome

Welcome to Te Māhuri (TM). We are so blessed to have your family as part of our team. This booklet is designed to help both new and current families smoothly transition into Te Māhuri for 2025. Have a good read through and feel free to ask your child's kōhanga teacher any questions you may have.

## Checklist

There are a few things that will help you as a parent at Rolleston Christian School. Have you...

- ❑ Joined the Facebook Group?  
*Search 'Rolleston Christian School - Parent & Staff'*
- ❑ Followed the 'Rolleston Christian School' Facebook page
- ❑ Made sure the office has your correct email address for the newsletter and school reports to be sent to
- ❑ Read the 'Parent & Whānau Partnership Handbook' [Link is on this page.](#)
- ❑ Put the school phone number into your phone:  
*03 550 2653*
- ❑ Looked through the RCS website
- ❑ Download and set up the etap parent app. You will receive school communication through this app. Ask Tracey in the office for help if you need it.



## Te Māhuri tips

- ★ Read the fortnightly Te Māhuri newsletter that is sent via the etap app.
- ★ Name everything, especially uniform (including hats!) in a waterproof marker.
- ★ Ensure your child is in full, correct uniform including a school hat.
- ★ Students are expected to take off their shoes inside. Remember that shoes should be black, as should socks.
- ★ TM teachers will communicate with you by phone, face to face, by email or via the etap app. Also sometimes via the facebook page - for example, trip reminders.
- ★ Our hub rules which help tamariki grow in our school values (Hope, Excellence. Love. Peace) can be summarised simply as *Respect Ourselves, Respect Others, Respect our Space.*

## Transitioning to Te Māhuri

Transitioning to a new hub, whether it be changing schools, or moving up a year level can be different for each child. For some it takes time for them to settle into new routines and to make friends. This is completely normal. Some children can take longer than others to adjust to the expectations of a new school level. Please feel free to talk with your child's kōhanga teacher if you have any wonderings about this.

# Our regular timetable - Terms 1 & 2

	<b>Tuesday - Thursday</b> Mrs Cleave, Mr Goldsack, Miss Caldwell, Mrs Prebble
8.55am	Grammar / Spelling / ALL groups (ALL = Accelerated Learning in Literacy)
9.20am	Literacy
10.45am	Hub Hūi / Kōhanga Hui / ALiM (ALiM = Accelerated Learning in Maths)
10.55am	Break
11.20am	Read 'n Feed (Shared Novel & snack)
11.30am	Maths
12.25	LIGHTS
1.00pm	Break - play time
1.45pm	Lunch - eating time
2.00pm	Silent Reading / Basic Facts (Maths)
2.20pm	Living Christianly / Te Reo / Performing Arts
2.50pm	Pack up and Daily Reflection
3.00pm	Home Time
AfterSchool	Teachers have Team Meeting and Staff Meeting after school on Tuesdays and Wednesdays/Thursdays from 3.30pm.

## Thursday Afternoon Arts Rotations

On Thursday afternoons we have Arts rotations with Te Pihinga. The options in 2025 are likely to be Kapa Haka, Pasifika, Choir and Ukulele, Chinese Cultural Group, Audio Casting and Wearable Arts. Tamariki will learn more about these groups in Week 3 and subject to maximum numbers, will choose their option. All groups will have a compulsory external performance during the year. Additional Music and Arts subjects will be every second Friday.

## Timetable Changes

Sometimes our timetable changes due to unforeseen circumstances!

# Our regular timetable - Terms 1 & 2

	<b>Monday Yr 6</b> Mrs Prebble & Miss Caldwell	<b>Monday Yr 7 / 8</b> Mr Goldsack	<b>Fridays Y 6 / 7 / 8</b> Mr Luatua, Whaea Hannah, Mrs Manson
8.55am	Year 6 Hūi	Year 7 / 8 Hūi	Welcome and Kōhanga Hūi
9.10am	Maths	Bus to Te Rōhutu Whio	Maths
10.00am	Reading	9:30-11am Technology / Hangarau	Writing
10.55am	Break	Break	Break
11.20am	Read 'n Feed	Technology / Hangaru 11.20 - 12.30pm	Read 'n Feed
11.30am	Research - Projects and Skills		Living Christianly
12pm			Rotation 1: Visual Art / PE / Circle Time
1.00pm	Lunch Play 1.45 Eat	12.30 - 1pm Eat & Play	Lunch Play 1.45pm Eat Silent Reading
2.00pm	Tiaki Time	1 - 2.15 pm Tech 2.15pm Bus back to RCS	Rotation 2: Visual Art / PE / Circle Time
2.30pm	Assembly	Assembly	
2.50pm	Assembly	Assembly	Pack up and Daily Reflection
3.00pm	Home Time	Home Time	Home Time

## Friday Team



**Mr Polu Luatua**



**Whaea Hannah  
Shadwell**



**Mrs Sarah  
Manson**

# Our day in more detail...

## Hui time

This time includes prayer, introducing the week's memory verse, singing a worship song and sharing notices and timetable for the day. If you are talking with your child's kōhanga teacher before school, please be aware that they will need to lead hui time or run a small group from 8.55 am. Sometimes our Hui is with Kōhanga, sometimes as a whole Hub. Our Hui times are important, they settle the students and set them up for a successful day, so please assist your children to arrive at school on time.

## Reading

Your child will continue to develop their reading and comprehension skills. At Year 6, 7, 8 there is a greater emphasis on reading for meaning, and gaining new learning from what we have read. Because of this focus, children tend to progress through the levels more slowly. This is expected at this level. **You can support your child at home by encouraging them to read for pleasure, and visiting your local library regularly.**

## Writing

Your child will learn more about the crafting of written work. At Year 6, 7, 8 there is a greater emphasis on writing genre and writing for an audience. Our written work will take longer to complete, and it will often link to what we are learning in Health or L.I.G.H.T.S. **You can support your child at home by talking to them about their writing, and noticing great examples of writing as you are sharing stories with them.**

## Spelling

Your child will continue to develop their use of phonological awareness and spelling rules. Some children may bring home spelling words, we will let you know if this is applicable to your child. **You can support your child at home by encouraging them to 'proof read' any written work they do and assisting them to correct errors.**

## Maths

At this level our focus in maths is on developing confidence in combining maths strands and using them in more genuine contexts. **You can support your child at home by talking with them about their learning at school. You could also encourage them to use fractions, decimals and percentages and point these out in real life situations - this is something that many ākonga find challenging at this level!**

## Living Christianly

In Te Māhuri our Living Christianly programme aims to develop a practical understanding of God's Word, as well as living out Biblical principles in everyday life. Around the ages of 11 and 12, children begin to discover Christianity more deeply for themselves, so we encourage questions and critical thinking.

## Technology

This year our allocated time for Technology at Te Rōhutu Whio is Term 1 and 2 for Year 7 & 8 students. The whole day at technology. The Te Rōhutu Whio technology teachers are coming to visit our students Friday Week 1 at RCS.



# LIGHTS

In our school we have a very special action based inquiry learning process that we call LIGHTS. This is an acronym for each stage of the inquiry process. The stages are:

- Look at the current situation (research information on the current situation of the topic).
- Investigate alternatives (Explore different ideas on how to make changes, in order to make a difference, or solve the problems identified in the L phase).
- Go for it (choose your best and most effective idea and action it).
- How have things changes (reflect on the G phase and see if you have made a difference).
- Time to share (share with others your project and your learning).
- So what have we learned? (a final reflection on your learning for the whole project and the outcome of your project).

In Te Māhuri , children will be completing LIGHTS projects in our LIGHTS program, which takes place four times per week. At this age LIGHTS is an important part of learning to critically think about new information, use their reading, writing and mathematical skills in an authentic way, and also develop the skills to work collaboratively with their peers. The children are learning content from the New Zealand Curriculum in Social Sciences, Science, Technology and Health, and they also learn to develop important competencies based on our Vision of Christ-like, Creative, Critical-Learners who HELP (Hope, Excellence, Love and Peace) bring LIGHT to the world. Our overarching topic for 2025 is Energy. We hope to plan some exciting trips and learning opportunities so we would appreciate your support with transport and supervision. Thank you in advance!



## Whānau Groups

Whānau (*far-no*) Groups are made up of children from all year levels in the school. They meet together twice a term to do environmental-based projects. This is a great time for students to form relationships throughout the school. Your child will be in the same whānau group throughout their time at school. Our whānau groups are:

- Toroa** (*taw-raw-ah*) Colour: gold / yellow
- Kiwi** (*kee-wee*) Colour: green
- Tūi** (*too-ee*) Colour: purple
- Pīwakawaka** (*pee-wock-ah-wock-ah*) Colour: blue
- Pūkeko** (*pooh-keck-or*) Colour: red
- Kereru** (*keh - reh - roo*) Colour: white



# Personal Communication Devices at School

## Mobile Phones & Smart Watches

According to Government direction, students are not allowed to bring mobile phones and smart watches to school. This is also an RCS school rule. Students can be contacted through the school office if parents need to contact them urgently.

In the event that mobile phones or smart watches that are at school at 8:55am, across the school they will be collected and they will be looked after in the school office until 3pm when they will be returned to students. Phones & smart watches belonging to students that have not been handed in and are then used during school time will be confiscated and a parent will need to collect the phone from the school office. *Confiscated phones and watches will not be released to students, only to parents.*

If it is absolutely essential that your child brings a phone to school for after school use, please ensure that they hand it in in the morning to the TM phone box. We will be clearly explaining this to all Te Māhuri students again, and the consequences for not doing so.

## Te Māhuri Teaching Team

We work collaboratively to teach to the needs of your child. Children will get to know all of the teachers and Learning Assistants in Te Mahuri.



**Mrs Mandy Cleave**  
**TM Team Leader,**  
**Christian Schools**  
**Across School Teacher**

[m.cleave@rcs.school.nz](mailto:m.cleave@rcs.school.nz)



**Miss Julia Caldwell**  
Kōhanga Mānatu Teacher  
[j.caldwell@rcs.school.nz](mailto:j.caldwell@rcs.school.nz)



**Mrs Stephanie Prebble**  
Kōhanga Rātā Teacher  
[s.prebble@rcs.school.nz](mailto:s.prebble@rcs.school.nz)



**Mr Kieran Goldsack**  
Kōhanga Tōtara Teacher  
[k.goldsack@rcs.school.nz](mailto:k.goldsack@rcs.school.nz)



**Mrs Kate van Garderen**  
**(Whaea Kate)**  
Learning Support

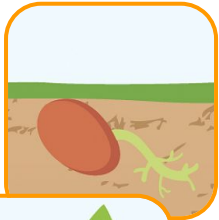


**Mrs Beth Marlin**  
ELL Teacher (English  
Language Learners teacher)

# Māori translations

As part of our bicultural responsiveness, we have made an effort to honour the Māori heritage of the Rolleston area by giving our classrooms and hubs Māori names.

## Hub names




**Te Kākano means seed** – Years NE/1  
(*teh caah-cah-naw*)

Our role in TK is planting the foundational seeds in your child's education journey, in the soil that you have prepared as their first teachers.




**Te Wana means shoot** – Years 2/3  
(*teh wah-nah*)

Our role in TW is to nurture the seed by watering your child's independent learning habits, critical thinking and self management skills as they grow in confidence in who they are as a learner.



**Te Pihinga means seedling** – Years 4/5/6  
(*teh pee-hee-ngah*)

Our role in TP is to nurture the seed by watering your child's independent learning habits, critical thinking and self management skills as they grow in confidence in who they are as a learner.



**Te Māhuri means sapling** – Years 6/7/8  
(*teh maah-'who'-ree*)

Our role in TM is deepening your child's roots by expanding and consolidating their understanding of who they are as learners and what they contribute to this world.

## Class names

Research shows that relationships are the key to learning. In order to foster these, we made the decision to have each Hub split in Kōhanga groups. Like the nature imagery, teachers 'look after' the children in their kōhanga. Your child's kōhanga teacher is your first contact for any pastoral or academic conversations. Teachers work together collaboratively in our space to best meet the needs of all our Te Kākano students.



**Tōtara**  
(*taaw-taw-rah*)  
**Mr Goldsack**



**Rātā**  
(*rah-tah*)  
**Mrs Prebble**



**Mānatu**  
(*maah-nah-two*)  
**Miss Caldwell**



**Kōhanga**  
(*core-hung-ah*)  
**Nest**



# Senior Leadership Team



**Mrs Liz Coyle**  
Principal  
[l.coyle@rcs.school.nz](mailto:l.coyle@rcs.school.nz)



**Mr Polu Luatua**  
Deputy Principal  
[p.luatua@rcs.school.nz](mailto:p.luatua@rcs.school.nz)



**Mrs Lynda Siave**  
Deputy Principal  
Special Needs Coordinator (SENCO)  
[l.siave@rcs.school.nz](mailto:l.siave@rcs.school.nz)

# Administration / Office Staff



**Mrs Tracey Kennedy**  
Administration &  
Enrolments  
[office@rcs.school.nz](mailto:office@rcs.school.nz)



**Mrs Amy Burke**  
Communications  
Accounts & Uniform  
[communications@rcs.school.nz](mailto:communications@rcs.school.nz)  
[accounts@rcs.school.nz](mailto:accounts@rcs.school.nz)

